


Internet Safety



by Kathy Staugler

Illustrated by Travis Schaeffer


Table of Contents



Chapter 1: What Is the Internet?.....pg 1



Chapter 2: Email, Chat and Messaging.....pg 15



Chapter 3: Ask a Trusted Adult.....pg 28



Chapter 4: Four Rules.....pg 41




Chapter 5: Internet Manners.....pg 54

Chapter 1: What Is the Internet?

Level J/K



Bind This End



Cindi lives in Ohio. She can send email messages to her friend in California. Cindi likes horses. She can read about horses in Wyoming. Cindi is doing a report on the Statue of Liberty in New York. She downloads a picture to add to the report. How can Cindi do all of this with her computer? That's the Internet!



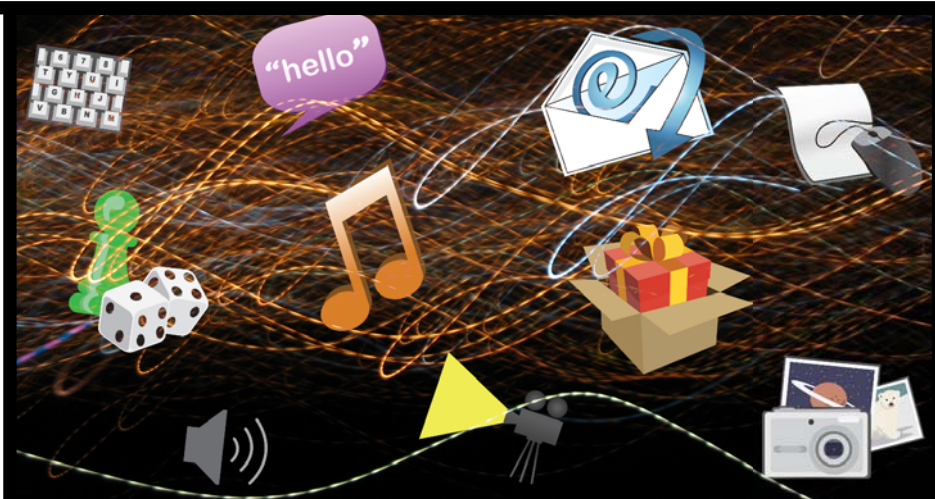
The Internet connects computers all over the United States. The Internet connects computers all over the world. Cindi can send emails, read information and download pictures through the Internet. Cindi's computer is connected to the Internet. Some cell phones and tablet computers are also connected to the Internet.



Computers connect through cables, phone wires or satellites. That's the Internet! When a computer is connected to the Internet it is said to be "online." When two computers are online, they are connected through the Internet. These computers can share information.

Cindi looks at all the things she can do through the Internet:

- Email her family and friends
- Chat with her friends
- Research information for school reports
- Download and listen to music



- Play games
- Find pictures of different places
- Learn about things that interest her
- Watch videos
- Buy presents for her family



Do you use the computer? Is your computer connected to the Internet? What are the things you do on the Internet? Check the things you like to do on the Internet.

☐

Send emails

☐

Play games

☐

Listen to music

☐

Chat with friends

☐

Watch videos

☐


Shop

☐

School work

☐

Other things: _____




There are many things to do on the Internet. The World Wide Web is part of the Internet. The Web helps you find things on the Internet. A website is a place with different kinds of information. Cindi will search the Web when she wants to learn about horses. Cindi searches the Web when she wants pictures of the Statue of Liberty.





Each website has an address. When Cindi wants to know about the weather, she types in the address for the Weather Channel: www.weather.com. Each address links to a different place on the Internet. The line under the website address tells us that this is a link. If you click on the address, it will link to the website.



The Internet has rules. These rules can help you find websites and information that you want. These rules will also help you safely use the Internet. The books in this Internet Safety Series will give you tips and activities about the Internet.




Thinking Time

10



Cindi is doing a report for school about the Statue of Liberty. She is searching websites to learn about the Statue of Liberty.



Cindi found a website that said the Statue of Liberty is not safe. It is broken and a construction crew will be tearing it down this year.



Cindi does not know if this is true. Cindi trusts her teacher. Cindi asks her teacher if this is true about the Statue of Liberty.



Cindi and her teacher look at different websites. They learned that the person who wrote that the Statue of Liberty was broken could not be trusted.



What Did Cindi Learn?

11



Cindi learned that the Statue of Liberty was closed for repairs. The statue will be fixed and reopened for people to visit.

1. Will the Statue of Liberty be torn down?

yes



no



maybe



2. Is everything you read on the Internet true?

yes



no



maybe



3. Do you talk to a trusted adult if you are not sure about what you learn on the Internet.

yes



no



maybe





- Don't believe everything you read on the Internet.
- Ask a trusted adult if you are not sure about what you read.



Activity:

- MediaSmarts. *CyberSense and Nonsense: The Second Adventure of the Three CyberPigs.*

mediasmarts.ca/game/cybersense-and-nonsense-second-adventure-three-cyberpigs




Words To Know

13



address - An address on the Internet that helps you find people or information. Just like your home address, an address names a place or person.

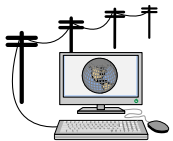
- Website addresses link to places with information.
- Email addresses link to people.



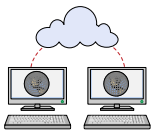
bookmark - A bookmark helps you mark a favorite place on the Internet. A bookmark is an easy way to go back to a favorite website at another time.



email - Email is mail that you send to someone using a computer. To send email, you must have an email address and you must know the address of the person who you want to email.



Internet - The Internet connects computers all over the world. These computers are connected by phone lines, satellites or cables. You may look for information from a website address or send an email message to a person's address.



online - Your computer may be connected through a phone line, cable or satellite. When you are using these connections, your computer is "online" and can get to the Internet.



World Wide Web - The World Wide Web, or the web, is part of the Internet. On the Web, information is linked together. You can go anywhere on the Web just by typing an address or clicking on a link.



Boston Public Library. *About the Internet.*

www.bpl.org/kids/aboutinternet.htm

Kid's Health. *The Internet.*

www.cyh.com/HealthTopics/HealthTopicDetailsKids.aspx?p=335&np=288&id=1545

Boston Public Library. Internet Dictionary for Kids.

www.bpl.org/KIDS/Glossary.htm#links

MediaSmarts. *CyberSense and Nonsense:
The Second Adventure of the Three CyberPigs.*

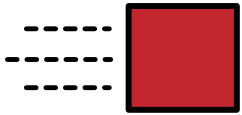
mediasmarts.ca/game/cybersense-and-nonsense-second-adventure-three-cyberpigs



What is the Internet?




send



read




Cindi



email



horse




Statue of
Liberty



download



connect



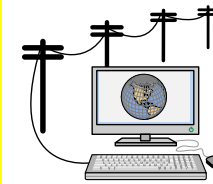
picture



computer




Internet



world



share



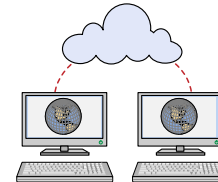
type




information



online



web



website



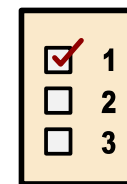
address



weather



rule



Index for Photographs

The images found in this lesson fall under a Creative Commons license. Please note the citation listed for each individual image below. For information on use or redistribution of any of these images, please visit: <http://creativecommons.org/about/licenses/>

Page 3 - www.commonswikimedia.org/wiki/File:City_Lights_of_the_United_States_2012.jpg

Page 5 - www.commonswikimedia.org/wiki/File:City_lights_in_motion.jpg

Page 7 - www.upload.wikimedia.org/wikipedia/commons/5/56/Mustangs.jpg

Page 7, Page 10, Page 11 - www.commonswikimedia.org/wiki/File:Statue-de-la-liberte-new-york.jpg

Chapter 2: Email, Chat and Messaging

Level J/K



Bind This End




Cindi likes to keep in touch with her friends. Sometimes she calls her friends on the telephone. Sometimes she meets her friends after school. Sometimes Cindi sends emails to her friends. Email is a fast way to send messages on the Internet.

cindil @ wabashnet.org

at

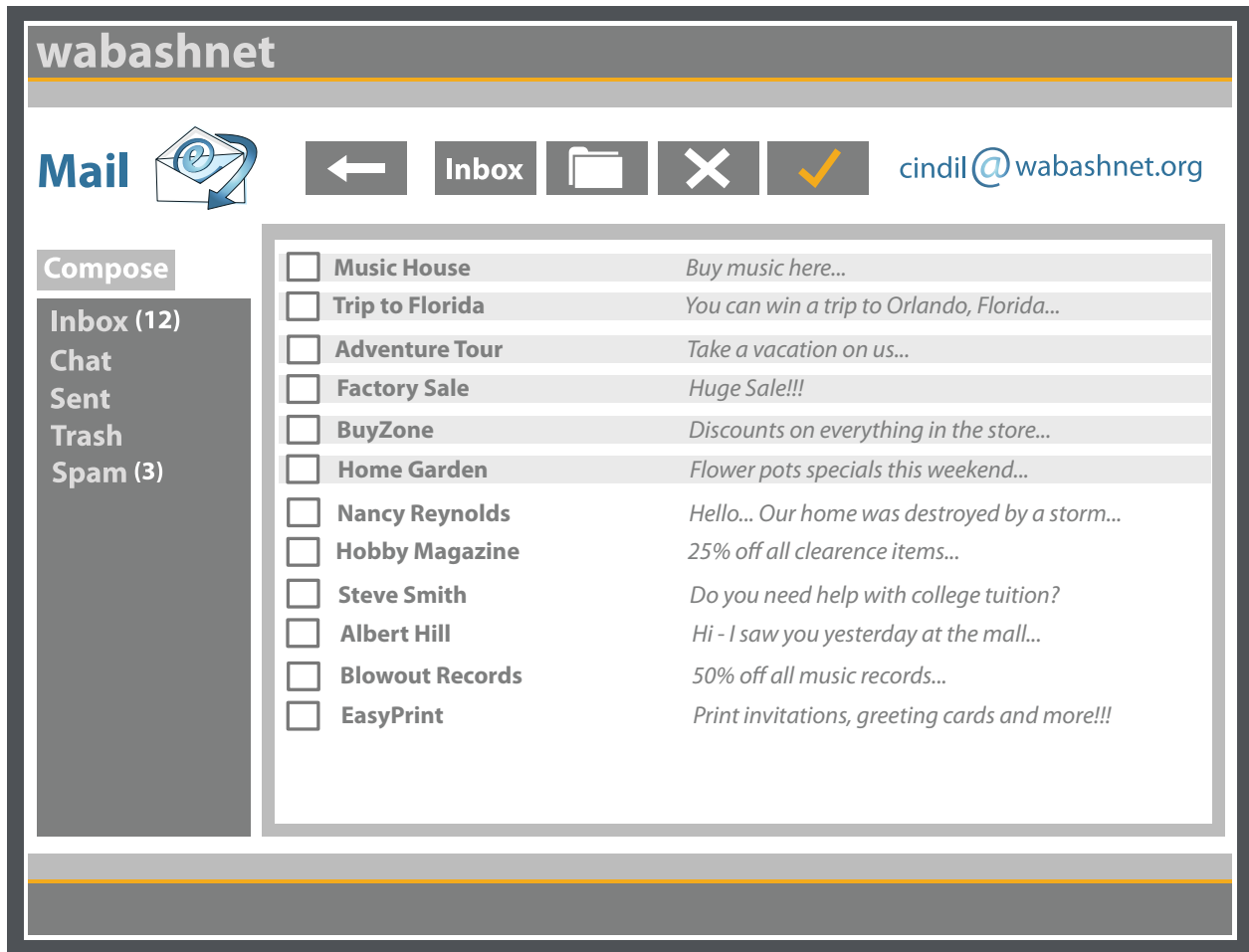
name

place



Cindi has an email address. The first part of her email address is her first name and last letter of her last name: **cindil**. After this is an @ which means “at.” The last part of her email address tells where she can be found, just like her home address has a street name: **wabashnet.org**. Cindi can be found at wasbashnet, which is the company where she gets her Internet. Cindi’s email address is **cindil@wabashnet.org**.





Cindi learns to be safe with emails. There are rules for being safe with emails.

- Only send emails to people you know.
- Don't open emails from people you do not know.

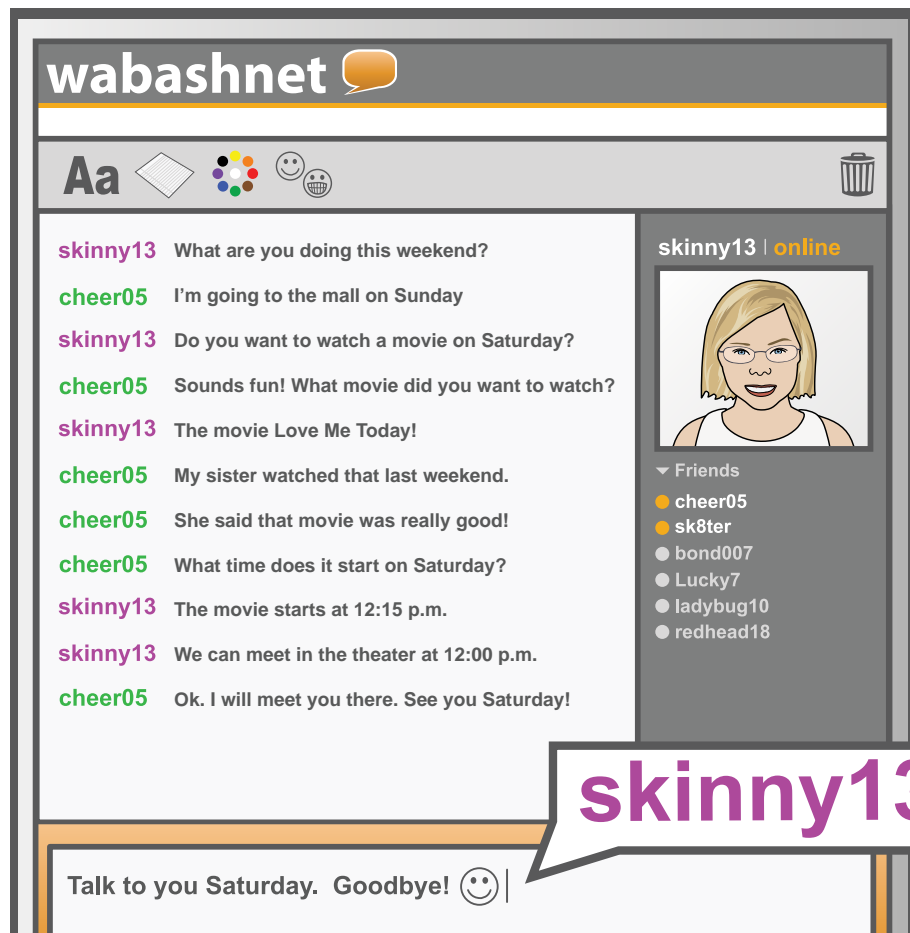
If you do not know the name on the email, delete it.

- Don't send personal information in an email.



Cindi also learns that she must be polite in her emails. She does not say mean things to her friends in emails.

- Be polite in emails. Don't say mean things to people in an email.



Sometimes Cindi chats with her friends on her computer. This is called instant messages or IM. Instant messages are a quick way to send and receive messages through the Internet. Cindi has a special username when she chats on the computer. Her username is a nickname and a number: **skinny13**. She remembers this username because her brother calls her "Skinny" and her birthday is on the 13th.



Cindi also learns rules to be safe when chatting.

Many of these rules are the same as with email.

- Use a nickname, not your real name.
- Don't chat with anyone you don't know. Some people may pretend to be someone else in a chat.
- Don't send pictures that might embarrass you or your friends.
- Never agree to meet someone that you meet in a chat.
- If someone says something in a message that makes you feel uncomfortable, tell a trusted adult.



Thinking Time

22

Cindi gets a chat message from someone she does not know. The person says she is new in town and wants to meet new friends.

wabashnet

Aa

happy123 Hi. My name is Lauren. I am 14 years old. I just moved to this town. I want to be friends.

skinny13 Hi. Where do you live?

happy123 I live on Main Street. I miss my old friends. Will you be my friend?

Cindi thinks about this. She wants to meet new friends. And Lauren seems nice. Lauren lives close to Cindi's house. But Cindi remembers what she learned in school about being safe on the Internet. Cindi trusts her older brother. She will ask him about chatting with Lauren.



What Did Cindi Learn?

23



Some people are not who they say they are on the Internet. Lauren may be an older person pretending to be Cindi's age. Cindi's brother says, "NO, do not be friends with Lauren. Close the message and do not chat with Lauren again."

1. Should Cindi continue to chat with Lauren?

yes



no



maybe



2. Is it a good idea to talk to strangers on the Internet?

yes



no



maybe



3. Talk to a trusted adult if you are not sure about a person in a chat message or email.

yes



no



maybe





- Don't chat with people you do not know.
- If someone says something in a message that makes you feel uncomfortable, tell a trusted adult.



Activity:

- MediaSmarts. *Privacy Playground: The First Adventure of the Three CyberPigs.*

mediasmarts.ca/game/privacy-playground-first-adventure-three-cyberpigs




Words To Know

25



address - An address on the Internet that helps you find people or information. Just like your home address, an address names a place or person.

- Website addresses link to places with information.
- Email addresses link to people.



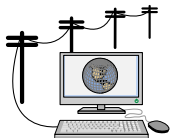
bookmark - A bookmark helps you mark a favorite place on the Internet. A bookmark is an easy way to go back to a favorite website at another time.



email - Email is mail that you send to someone using a computer. To send email, you must have an email address and you must know the address of the person who you want to email.



Instant message - A quick way to send messages back and forth over the Internet. Instant message is also called online chat.



Internet - The Internet connects computers all over the world. These computers are connected by phone lines, satellites or cables. You may look for information from a website address or send an email message to a person's address.

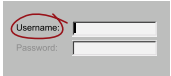


Words To Know

26



online - Your computer may be connected through a phone line, cable or satellite. When you are using these connections, your computer is “online” and can get to the Internet.



username - A username is a special nickname used for online chatting and logins on the Internet. People pick usernames that they can remember. It is not a good idea to use your real name as a username.



FBI. Kids - Safety Tips.

www.fbi.gov/fun-games/kids/kids-safety

Kid's Health. *Your Online Identity.*

www.kidshealth.org/kid/watch/house/online_id.html?tracking=K RelatedArticle

Teens Health. *Protecting Your Online Identity and Reputation.*

www.kidshealth.org/teen/safety/safebasics/online_id.html?tracking=T RelatedArticle

MediaSmarts. *Privacy playground: The First Adventure of the Three CyberPigs.*

mediasmarts.ca/game/privacy-playground-first-adventure-three-cyberpigs



Email, Chat and Messaging




<p>send</p>	<p>safe</p>	<p>Cindi</p>	<p>friend</p>	<p>email</p>
<p>learn</p>	<p>personal</p>	<p>message</p>	<p>Internet</p>	<p>address</p>
<p>chat</p>	<p>polite</p>	<p>name</p>	<p>rule</p>	<p>information</p>
<p>meet</p>	<p>mean</p>	<p>computer</p>	<p>instant message</p>	<p>username</p>
<p>trust</p>	<p>quick</p>	<p>nickname</p>	<p>number</p>	<p>brother</p>


Chapter 3:

Ask a Trusted Adult

Level J/K




Bind This End




Cindi likes to play games on the Internet. She likes to send messages. At school, Cindi has learned to be safe on the Internet. She also talks with her mother at home about being safe on the Internet. Cindi remembers this rule:

- If someone or something on the Internet makes you feel sad, scared or confused, say **NO** and talk to a trusted adult.




How do you know who is a trusted adult? Cindi thinks about this.

- A trusted adult is someone who makes you feel safe. A trusted adult will protect you.
- A trusted adult cares about your ideas and feelings.
- A trusted adult helps you when you ask.



Cindi feels lucky. She has three people who she trusts.



Cindi's mother makes her feel safe. Cindi can talk to her mother about anything that bothers her.



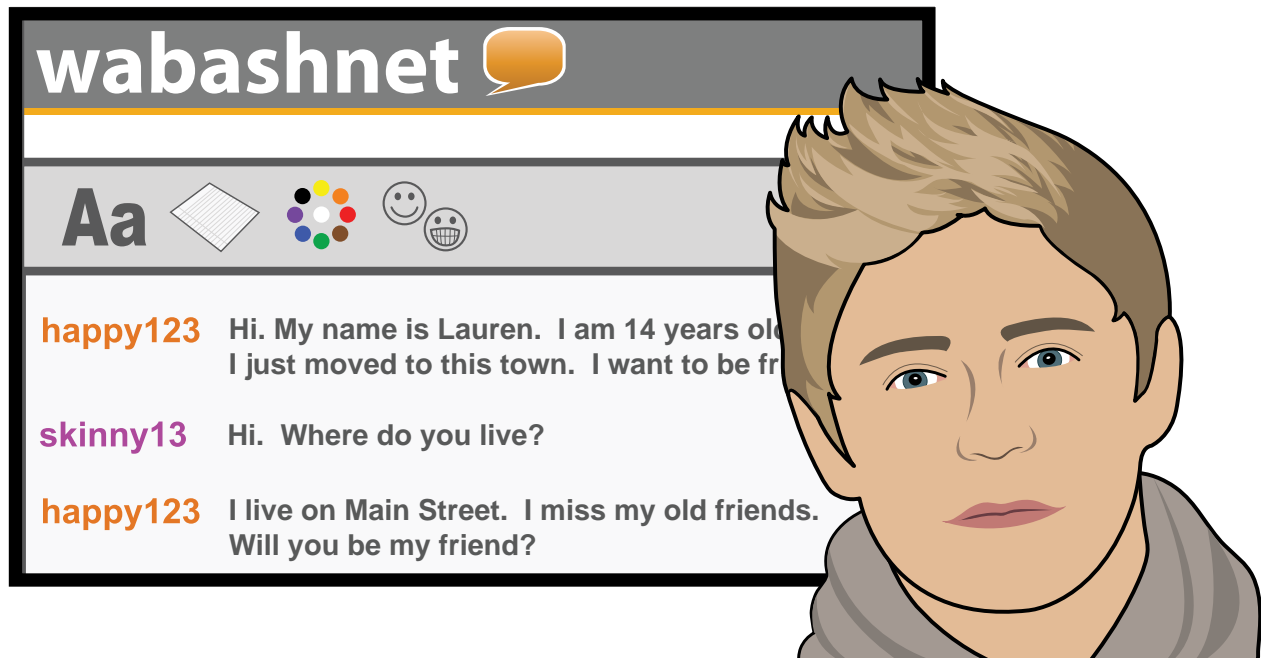
Cindi's older brother helps her when she asks. Cindi is not afraid to ask him questions. She knows he will tell her the truth.



Cindi's teacher cares about her feelings. Her teacher talks to Cindi when she is scared, mad or sad.

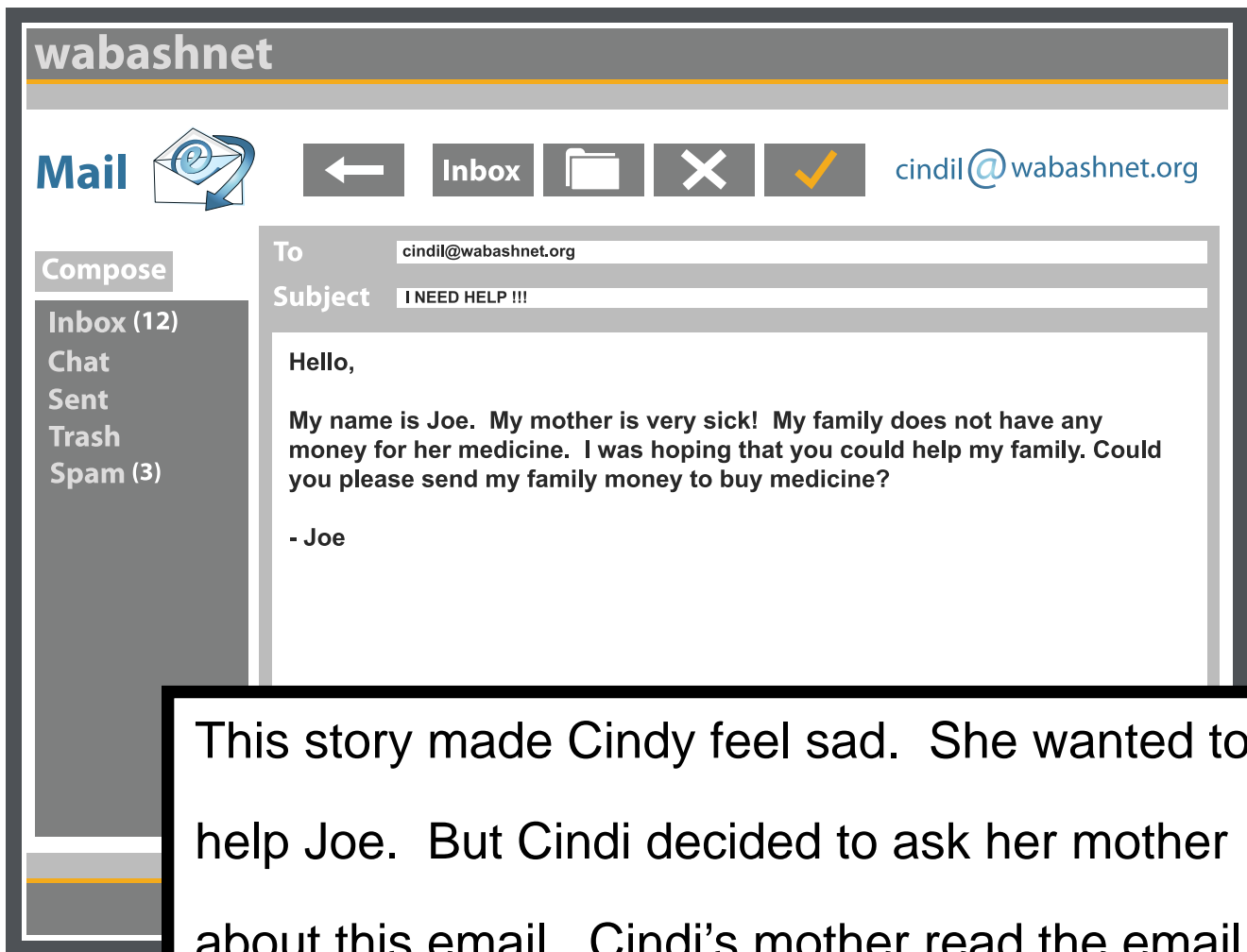


When Cindi did not understand the website about the Statue of Liberty, she asked her teacher. The website said people were going to tear down the Statue of Liberty. Her teacher is a trusted adult. Cindi's teacher helped her find good websites so she would learn what was right. Cindi is glad she can talk to her teacher about things that confuse her.




When a stranger wanted to be Cindi's friend on chat, Cindi asked her brother if this was a good idea. Her brother told her, "**NO**, don't chat with people you do not know." Her brother is a trusted adult. Cindi is glad that she can ask her brother about things that scare or confuse her.

One day, Cindi got an email message from a stranger. She knew she should not open the email. But she wanted to see what it said.






This story made Cindy feel sad. She wanted to help Joe. But Cindi decided to ask her mother about this email. Cindi's mother read the email. Cindi and her mother talked about the email. It was a sad story, but some people do not tell the truth in an email. People who really need help will not send email messages to strangers.




Cindi is glad she talked to her mother. Cindi decided to delete this message from a stranger. Cindi's mother is a trusted adult. Her mother helped her understand that this sad story may not be true. Cindi will remember to talk to her mother when she is not sure about something she reads on the Internet.

A trusted adult is...

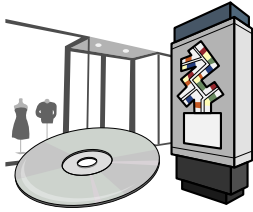
- Someone who makes you feel safe.
- Someone who will protect you.
- Someone who cares about your ideas and feelings.
- Someone who will help you when you ask.

**A trusted adult is NOT...**


- Someone who makes you feel scared.
- Someone who asks you to keep secrets that make you uncomfortable.
- Someone who asks you to do something that makes you feel uncomfortable.




Cindi is at the mall. She is looking at the CDs. She wants to buy a new Taylor Swift CD. A man is standing beside her.



The man says he has a copy of that CD. If Cindi will come with him to his car, he will give her the CD for free.



Cindi wishes she could ask a trusted adult about this. Her mother is in another store. Her brother is looking at CDs in another aisle.




Cindi knows what to do. This stranger makes her feel scared and uncomfortable. Cindi says **NO** very loud. She walks away to find her brother.



What Did Cindi Learn?

38



Some of the rules for the Internet will also keep us safe in the real world. The man in the store made Cindi feel scared and confused. Cindi did the right thing. She said **NO**. Then Cindi left and talked to her brother.

1. Is a trusted adult someone who scares you?

yes



no



maybe



2. Is a trusted adult someone who makes you feel safe?

yes



no



maybe



3. If someone or something makes you feel sad, scared or confused, talk to a trusted adult.

yes



no



maybe





If someone says something on the Internet that makes you feel sad, scared or confused, say **NO** and talk to a trusted adult.



Activity:

NetSmartzKids. *Read, Set, Internet, Tell a Trusted Adult.*

www.netsmartzkids.org/LearnWithClicky/TellATrustedAdultShow

NetSmartzKids. *Know the Rules, Tell a Trusted Adult.*

[www.cdn.netsmartz.org/activitycards/RWS IM KTR TellTrustedAdult.pdf](http://www.cdn.netsmartz.org/activitycards/RWS_IM_KTR_TellTrustedAdult.pdf)



Kid's Health. *Safe Cyberspace Surfing.*

www.kidshealth.org/kid/watch/house/internet_safety.html

NetSmartz has a series of lessons for Primary (ages 5-7), Intermediate (ages 8-10), Middle School (ages 11-13) and High School (ages 14-17). These activity cards are used as a follow-up lesson to many of the videos on the website. We have previewed these and found many to be excellent learning tools.


www.netsmartz.org/Resources/ActivityCards#primary

NetSmartz Workshop, an interactive educational program of the National Center for Missing & Exploited Children® (NCMEC), provides age-appropriate resources to help teach children how to be safer on- and offline. The program is designed for children ages 5-17, parents and guardians, educators and law enforcement. With resources such as videos, games, activity cards and presentations, NetSmartz entertains while it educates.

NetSmartz's Goals

- **Educate** children on how to recognize potential Internet risks
- **Engage** children and adults in a two-way conversation about on- and offline risks
- **Empower** children to help prevent themselves from being exploited and to report victimization to a trusted adult

yes

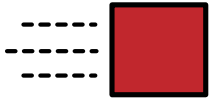


Ask a Trusted Adult


no




send



talk



safe



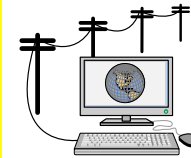
sad



Cindi




Internet




message



feel



say




scared



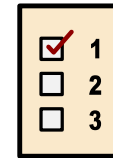
confused




mother




rule




adult



protect




help




trusted



brother



teacher



email



delete



stranger



Index for Photographs

The images found in this lesson fall under a Creative Commons license. Please note the citation listed for each individual image below. For information on use or redistribution of any of these images, please visit: <http://creativecommons.org/about/licenses/>

Page 5 - www.commonswikimedia.org/wiki/File:Statue-de-la-liberte-new-york.jpg

Chapter 4: Four Rules

Level J/K



Bind This End



Cindi has learned about Internet Safety at school. her class watched Router's Birthday Surprise* to learn four rules. These are the rules they learned:

- 1** Tell a trusted adult if anything makes you sad, scared or confused on the Internet.
- 2** Don't meet anyone face-to-face that you meet on the Internet.
- 3** Don't give information on the Internet without asking a trusted adult.
- 4** Be polite and respectful to people you talk to on the Internet.

(*This book refers to the NetSmartzKids interactive game, Router's Birthday Surprise. Characters in this presentation include Clicky, Nettie, Webster, Router and Gig. The presentation may also be viewed as a 24-minute movie.)

Cindi is playing a game on the computer. It is a new game she just found on a website. A pop-up window comes on the screen. It says she could win \$1,000. All she has to do is sign up for the contest. Cindi would like to win \$1,000. She fills in the contest form.

WIN !!! **Sign Up NOW!!!**

\$\$\$ Contest \$\$\$

\$1,000

Please fill in the information below:

Name: Cindi Long

Address: 222 Main Street

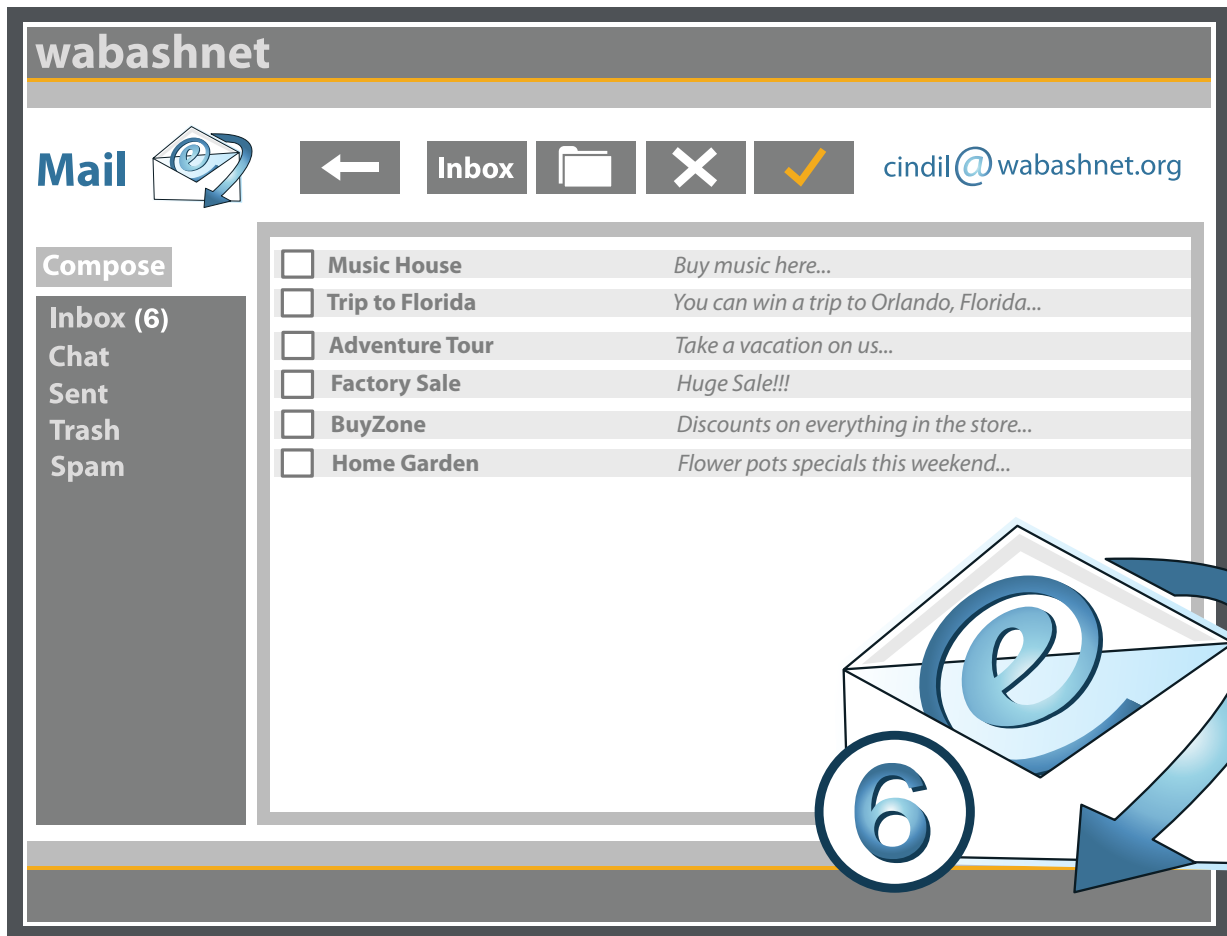
City: Anywhere, OH

Age: 14

Email: cindil@wabashnet.org

SUBMIT

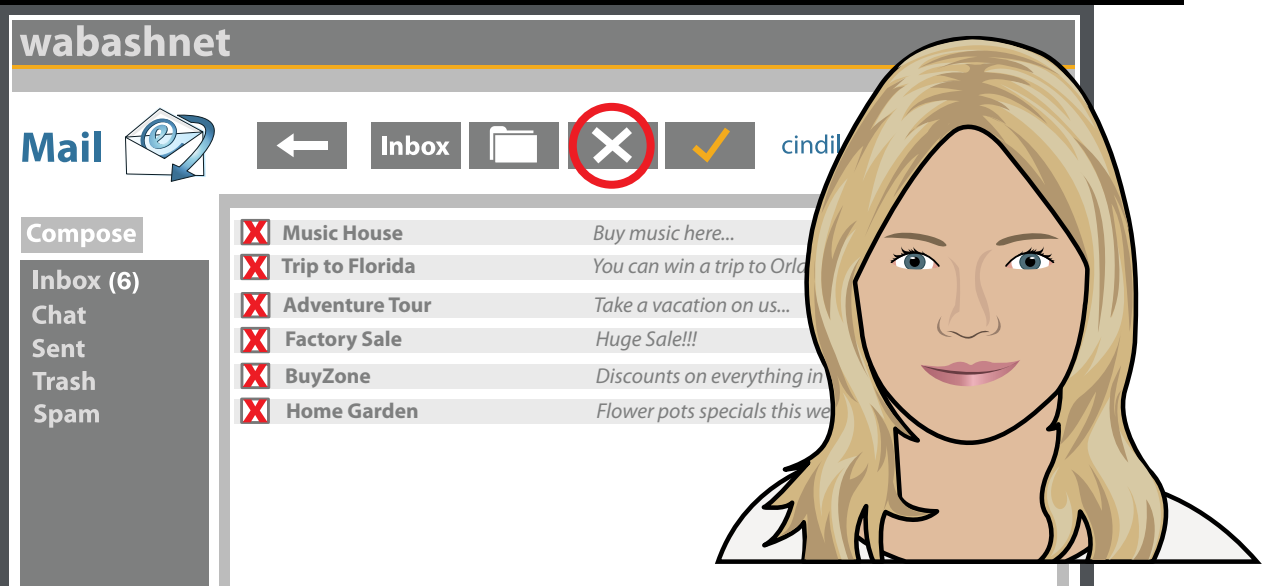
Then Cindi clicks the submit button.
She hopes she will win the \$1,000.



Email! Cindi has an email message. Maybe it is about the \$1,000. Cindi looks. She has six new email messages. What could this be?

Cindi looks at the list of emails. Oh, no!

Cindi might have made a mistake. She gave her personal information to sign up for the \$1,000 contest. Cindi needs to talk to her mother.



Cindi's mother says, "Do not open these emails. Delete them all. These are SPAM."

Cindi made a mistake. The contest website gave her personal information to other websites. These websites are trying to sell things to Cindi. SPAM is email that Cindi did not ask for. SPAM is email that she does not want.



Cindi did not follow the Internet rule:

- Don't give personal information on the Internet without asking a trusted adult.

Cindi should have talked to her mother, her brother, her teacher or another trusted adult before signing up for the contest. She should **NOT** give her personal information on the Internet.

What is personal information?



Personal information may include:




- Your full name
- Your address or where you live
- Your age or birthday
- Your email address
- Your phone number
- Your social security number
- Information about your school
- Information about your parents' job or how much money they make



Thinking Time

48

Cindi learned a good lesson. She needs to ask a trusted adult before sharing her personal information on the Internet.




Cindi and her mother are planning a vacation to California. They will get their airline tickets on the Internet.

Wait! The website is asking for personal information. It wants to know Cindi's name, address, birthdate and email address.

Should she give this information?

Cindi's mother says it is OK. The airline website is a trusted website. The airline will not sell or give this personal information to SPAM.



Not all websites can be trusted when asking for personal information. Ask a trusted adult if you are not sure.

Contest and surveys that say you can win something are not good choices for giving personal information.

1. Is it a good idea to give personal information on the Internet?

yes



no



maybe



2. Should you ask a trusted adult before giving out personal information on the Internet?

yes



no



maybe



3. Don't give information on the Internet without asking a trusted adult.

yes



no



maybe





- Tell a trusted adult if anything makes you sad, scared or confused on the Internet.
- Don't meet anyone face-to-face that you meet on the Internet.
- Don't give personal information on the Internet without asking a trusted adult.
- Be polite and respectful to people you talk to on the Internet.

Activity:

Learn about the four rules:

Router's Birthday Surprise. An animated online activity that presents the four rules for Internet Safety. May be presented in several short activities over multiple days.

www.netsmartzkids.org/RoutersBirthdaySurprise/Adventure

NetSmartz video song associated with the rules:

www.netsmartzkids.org/LearnWithClicky/KnowTheRules

Learn how giving personal information can be a problem:

mediasmarts.ca/game/privacy-playground-first-adventure-three-cyberpigs



Amy's Choice. Appropriate for older students. Teens watch “Amy’s Choice,” a true story about a 15-year-old girl who ran away from home to meet in person with a man she first met online. They discuss how Amy was at risk and how they can avoid similar situations by communicating with trusted adults.

www.netsmartz.org/Resources/ActivityCards#primary

Online video: www.netsmartz.org/RealLifeStories

Teacher guide: cdn.netsmartz.org/activitycards/IS_MS_AmysChoice.pdf





Words To Know

52



email - Email is mail that you send to someone using a computer. To send email, you must have an email address and you must know the address of the person who you want to email.



SPAM - Email messages, mostly advertising, sent in large groups that have not been requested by the person receiving it.



personal information - Information that identifies a person, such as name, address, phone number, email address or birthdate.



NetSmartz. *Router's Birthday Surprise.*

www.netsmartzkids.org/RoutersBirthdaySurprise/Adventure

NetSmartz. *Privacy Playground: The First Adventure of the Three CyberPigs.*

mediasmarts.ca/game/privacy-playground-first-adventure-three-cyberpigs

NetSmartz. *Real Life Stories.*

www.netsmartz.org/RealLifeStories

NetSmartz. Animated vidoes for teens.

www.netsmartz.org/NSTeens





Four Rules



<p>win</p>	<p>trusted</p>	<p>Cindi</p>	<p>Internet</p>	<p>safety</p>
<p>give</p>		<p>rule</p>	<p>contest</p>	<p>email</p>
<p>talk</p>		<p>message</p>	<p>personal information</p>	<p>mother</p>
<p>delete</p>		<p>SPAM</p>	<p>website</p>	<p>adult</p>


Index for Photographs

The images found in this lesson fall under a Creative Commons license. Please note the citation listed for each individual image below. For information on use or redistribution of any of these images, please visit: <http://creativecommons.org/about/licenses/>


Page 1 - www.commonswikimedia.org/wiki/File:Historic_Evans_High_School_building.JPG

Chapter 5: Internet Manners

Level J/K



Bind This End

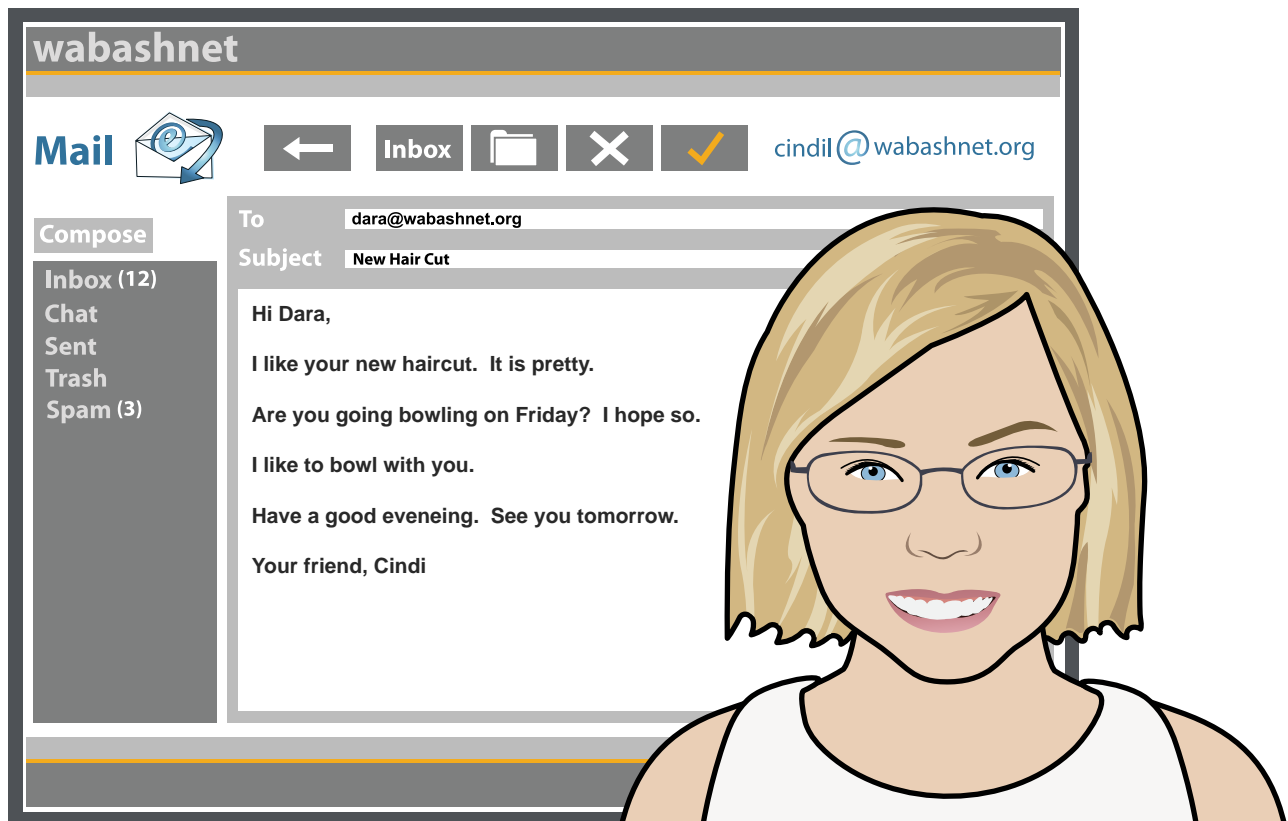



At school, Cindi is nice to her friends. She says nice things. She makes her friends feel good. Cindi shows respect to her friends and teachers.

Cindi remembers another rule for the Internet:

- Be polite and respectful to people you talk to on the Internet.

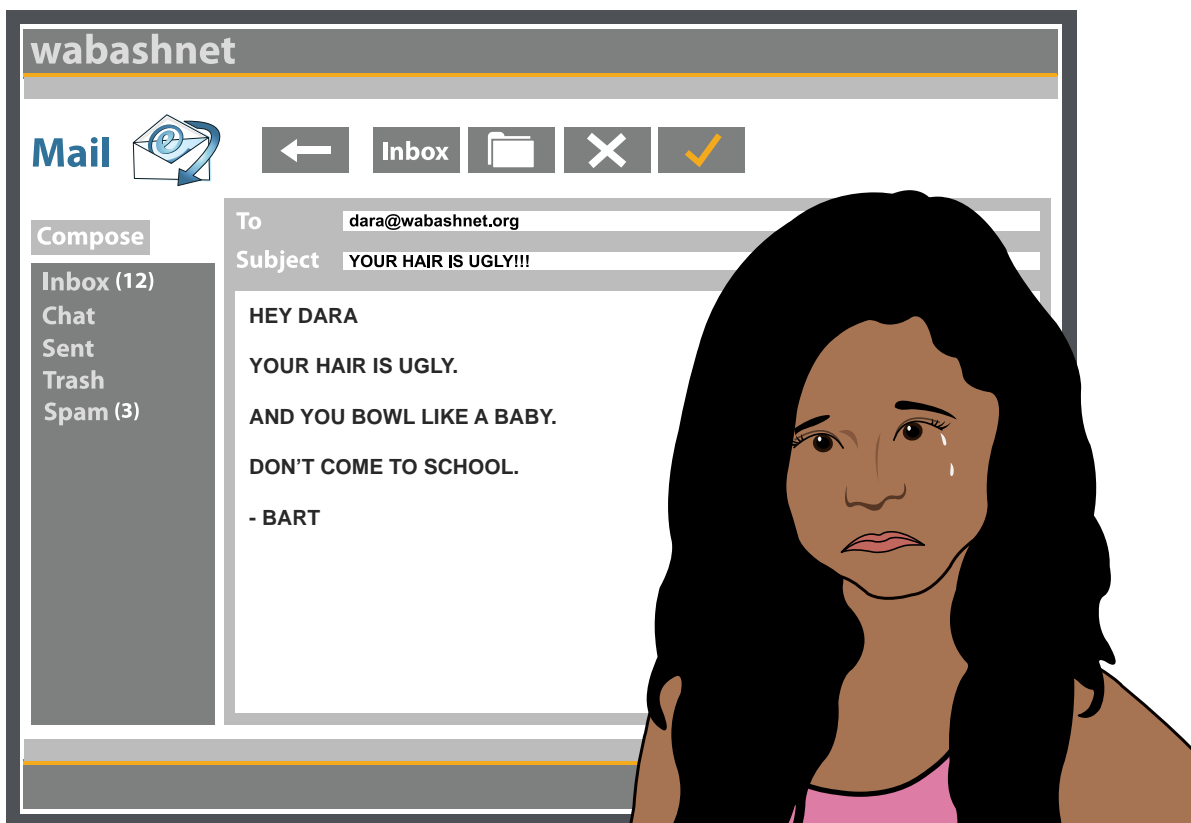
Cindi likes to talk to her friends at school.
She likes to talk to her friends in emails
and chats. Cindi remembers the rule to be
polite anytime she is talking to her friends.
Cindi sends an email to her friend Dara.





Cindi hopes that Dara will send a message back to her. But Dara did not send a message. Cindi goes to bed. She hopes her friend Dara is not sick. Cindi will talk to her at school tomorrow and see why she did not email back.

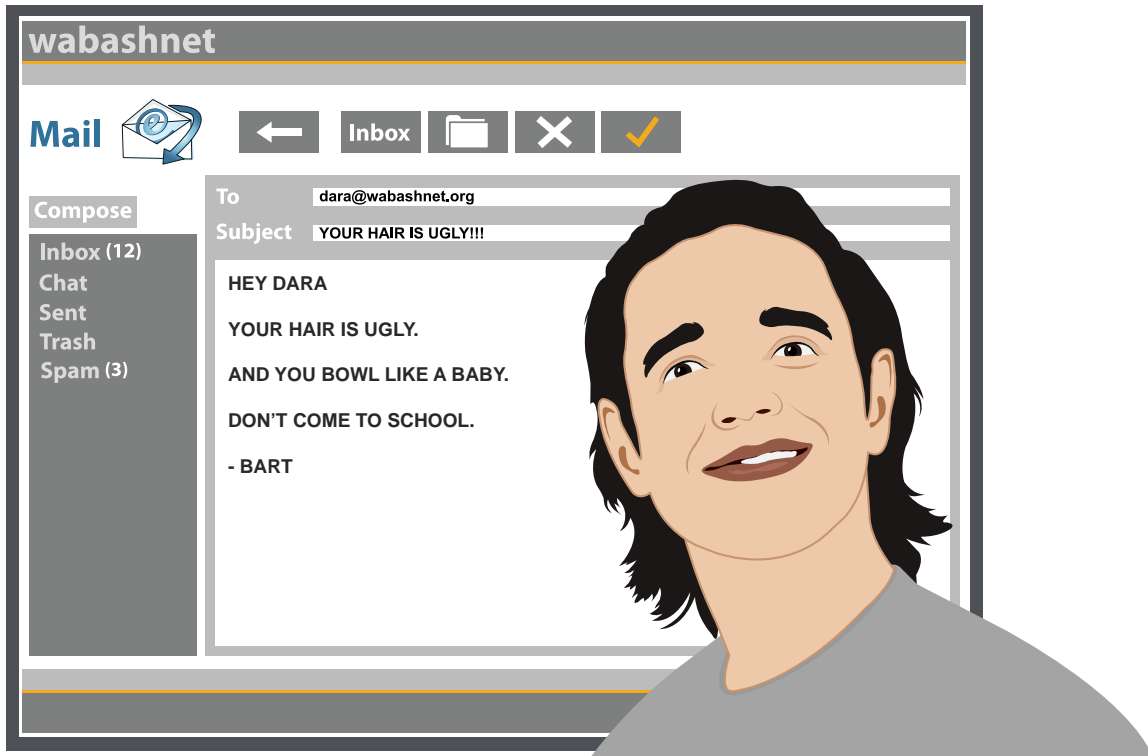
At school, Cindi sees Dara. Dara is crying.
Cindi asks Dara what is wrong. Dara shows
Cindi a message she got from a boy at
school. It was not a nice message.



Now Cindi understands why Dara is sad. Cindi understands why Dara did not write an email last night. Cindi says, "Let's talk to our teacher."



Bart did not use good manners on the Internet. He did not say nice things to Dara. The teacher talks to Dara and Bart. Bart thought he was being funny. But this was not funny. This made Dara feel sad.



Bart says he is sorry. But it is too late. When you write a nasty message and send it, you have already hurt someone. Bart typed his message in capital letters. Sometimes capital letters in an email make the message look like he is “yelling” at Dara. Bart’s message was not funny. It was not respectful. It was not nice. Bart did not use good manners on the Internet.




Thinking Time


61




Cindi got a text message. It is the same message that everyone in school is talking about. The message says: "Heather kisses boys at the football field after school."




Cindi knows who Heather is. She is nice. Heather does not go to the football field after school. Heather does not kiss boys. Who would send this message?




Someone was not being nice. Someone sent a message to everyone at school. This message said unkind things about Heather. Now everyone is looking at Heather and laughing.



Heather ran out the door of the school crying. Heather did not come back to school the next day.



Cyber-bullying hurts another person through email, chat, texts or other messages. Heather was cyber-bullied. The messages were sent to many people. The messages were not true. When a message is sent like this, it cannot be taken back.



- If you get an unkind message about another person, delete it. Do not send it on to someone else.
- If you get a message that makes you feel sad or hurt, talk to a trusted adult.



1. Should nasty messages be sent in emails?

yes



no



maybe



2. Can cyber-bulling hurt another person?

yes



no



maybe



3. Be polite and respectful to people you talk to on the Internet.

yes



no



maybe





Activities

NetSmartz. *Bad Netiquette Stinks.*


www.netsmartzkids.org/LearnWithClicky/BadNetiquetteStinks

Older students may benefit from instruction on cyber-bullying. Several of the NETSmartz videos may be appropriate for teens. See the resource section of this book for video options. Teachers should preview all material of this nature before presenting to a class.





cyber-bullying - Writing unkind and untrue things about another person in an email, chat or text message. Cyber-bullying messages are repeated and hurt the other person.



Netiquette - Being respectful of others when sending messages online.



NSTeens Animated Videos: this series of videos may be appropriate for older students.

NetSmartz. *Post to Be Private.*

www.netsmartz.org/NSTeens/PostToBePrivate

NetSmartz. *Cyberbullying.*

www.netsmartz.org/TeensTalkBack/Cyberbullying


NetSmartz. *Information Travels.*

www.netsmartz.org/TeensTalkBack/InformationTravels

NetSmartz. *Broken Friendship.*

www.netsmartz.org/RealLifeStories/BrokenFriendship

yes



Internet Manners

no



<p>talk</p>	<p>nice</p>	<p>school</p>	<p>Cindi</p>	<p>friend</p>
<p>send</p>	<p>polite</p>	<p>teacher</p>	<p>rule</p>	<p>Internet</p>
<p>cry</p>	<p>sad</p>	<p>email</p>	<p>Dara</p>	<p>message</p>
<p>kiss</p>	<p>funny</p>	<p>Bart</p>	<p>text</p>	<p>Heather</p>
<p>cyber-bullying</p>	<p>sorry</p>	<p>boy</p>		

Index for Photographs

The images found in this lesson fall under a Creative Commons license. Please note the citation listed for each individual image below. For information on use or redistribution of any of these images, please visit: <http://creativecommons.org/about/licenses/>

Title - www.commonswikimedia.org/wiki/File:Modern_Smart_Phone_Emergency_Text_Message.png

www.commonswikimedia.org/wiki/File:IPhone_First_Generation_8GB_%283680455198%29.jpg

www.upload.wikimedia.org/wikipedia/commons/f/fe/Keyboard_from_down.JPG

www.upload.wikimedia.org/wikipedia/commons/e/e7/Smile!.jpg